

# TWYFORD ST MARY'S C of E PRIMARY SCHOOL

## Willow Class Weekly Newsletter

**Week beginning: 21st October 2024**  
**Our topic is: 'Journeys of Transformation!'**

*Well done for another wonderful week Willow class!*

*We turned into poets this week and did some fantastic work using our senses to describe all things 'Autumn'. The children had some very creative ideas!*

*A huge well done to all the children for their contributions during the Harvest festival. It was a great service and was lovely to see so many of you at the church!*

*This week the children will be doing some cross curricular work inspired by the Hampshire Book Awards while the Year 6 children are away at Calshot. At the end of the week the children will vote for their favourite book!*

*Miss Whitehead*

### Our Curriculum this week:



#### Core Subjects



*In English and reading we are looking at the Hampshire Illustrated Book Award.*

*In maths we are looking at data handling.*

*In spellings, year 4 are focusing on 'sc' words and year 5 are looking at silent letters (please see below for lists for each year group).*

*In Science we will be looking at the water cycle.*

#### Book of the week:

Hampshire Illustrated Book  
Awards 2024

#### Foundation Subjects

*P.E—The children are learning the skills of Netball with Mr Hawkes.*

*We will be doing cross curricular work inspired by the Hampshire Illustrated Book awards 2024.*

#### YR 4

##### Words with the /s/ sound spelt with 'sc'

science

crescent

discipline

fascinate

scent

scissors

ascent

descent

scientist

scenery

#### YR 5

##### Words with Silent Letters

doubt

lamb

debt

thumb

solemn

autumn

column

knight

knuckle

knot




#### How you can help at home...



- Log into TT Rock stars or Purple Mash to practise times tables fluency.
- Practise spellings - rainbow writing, mirror writing, pyramid writing, silly sentences, bubble writing.
- Discuss the Book of the Week with your child towards the end of the week

# Willow Class Autumn 1 Tic Tac Toe Home Learning Grid

Try to complete 3 of the home learning tasks this half term.  
We would love for you to share your home learning with us at school!

<p>Go through the fridge and cupboard and create a list of where your food was produced (country) and by whom (country).</p>	<p>Calculate the distance food has travelled and research whether that food is grown / produced in the UK. Which food item travels the furthest distance?</p>	<p>Use a map/atlas and some string to join each food item in your fridge/cupboard to its country of origin on the map.</p> 
<p>Design a poster informing others about where their food comes from. You could focus on a specific type of food and include details about how far it travels, where is it made and how popular it is!</p>	<p><u>Reading:</u> Write a review about a book you have read over the summer. Include what the book was about and who you would recommend it to!</p>	<p>Make a list of the different solids, liquids and gasses you can find in your house.</p> <p><b>STATES OF MATTER</b></p> 
<p>Create a water cycle experiment.</p> <ol style="list-style-type: none"><li>1. Fill a large bowl with water.</li><li>2. Put an empty pot in the middle of the water.</li><li>3. Cover the bowl with film and place on a sunny windowsill for a few days. You should soon see the water start to evaporate, it will cool and condense on the film before falling into the empty pot as 'rain'.</li></ol> 	<p>Create a poem to describe the journey of an item of food from field to plate!</p>	<p>Make a labelled model of how particles are arranged in solids, liquids and gases using recycled or 'junk' material.</p> 